Verbinding tussen natuur, geschiedenis en mensen

Annabel Bazen
Maxine Wijnen
Sam van Moorst
Salima el Kahtaoui

Inhoudsopgave

01 De Onkruidenier

02 Locatieonderzoek & co-creatie

03 Interventie

04 Interventie geconceptualiseerd

05 Resultaten & conclusie

De Onkruidenier

Onderzoeksvraag

Hoe kunnen groene groeikristallen bijdragen aan het verbinden van de historische, ecologische en sociale lagen van deze plek?

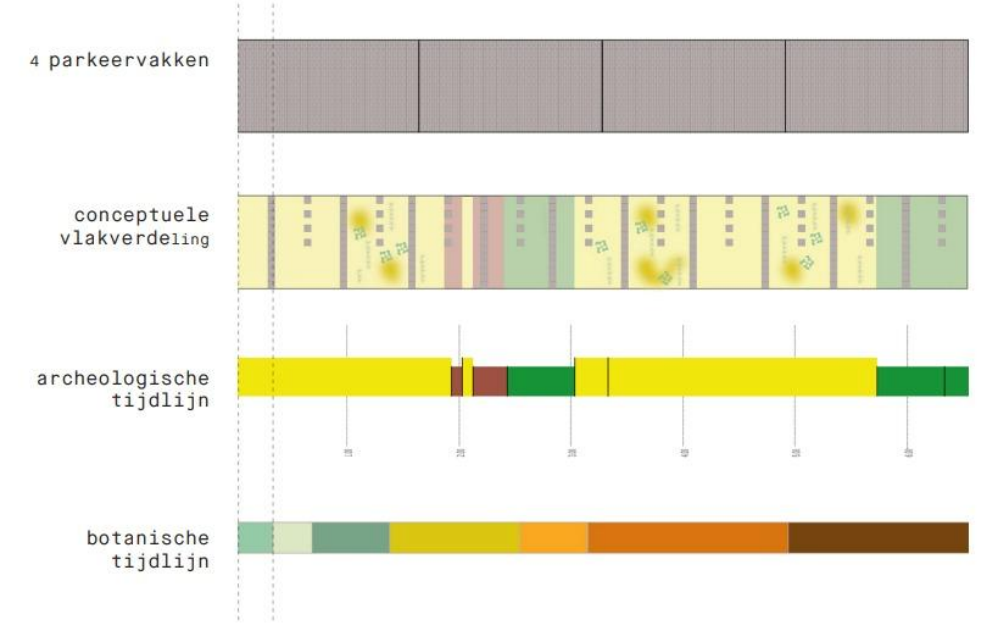

Locatieonderzoek & Co-creatie

Belangrijkste inzichten:

- Behoefte aan meer groen
- Geschiedenis van de Carolina MacGillavrylaan is onbekend bij respondenten
- Weinig verbinding





Opzet Interventie

Belangrijkste overwegingen:

- Betrekken natuur & geschiedenis
  - → Dicht bij de Onkruidenier blijven en kiezen voor inheemse soorten
    (narratief de hedendaagse gebruikers met de oorspronkelijke gebruikers d.m.v. een groene interventie)

- Interventie gekoppeld met de Groene Carolina
  - → Uitkomsten locatie onderzoek + co-creatie zeer gelijk
  - → Dezelfde plek dus keuze om samen interventie te doen snel gemaakt!

- Welke gebruikersgroepen zijn voor ons belangrijk (& welke minder)

Interventie: Presentatie → Workshop → Reflectie

SOWING & CARE GUIDE

SAGE

Salvia officinalis

Today: Sowing Your Seeds

1. Fill your pot with potting soil (leave 2 cm at the top)
2. Lightly moisten the soil.
3. Sprinkle the seeds evenly on top.
4. Cover with a thin layer of soil (about 0.5 cm). Gently water.

Place the pot in a warm, bright indoor spot.
Seeds germinate in 1–3 weeks.

What Sage Needs

- At least 6 hours of sunlight
- Well-draining soil
- Moderate watering
- Warmth during early growth

Sage does not like wet roots.

After Taking It Home

Light: Keep in a sunny window or on a sunny balcony.
Water: Water only when the top soil feels dry. Avoid overwatering.
Growth: If seedlings grow too close together, keep the strongest ones.
Outdoors: Move outside permanently after the last frost.

Why Sage?

- Aromatic leaves
- Attracts pollinators
- Perennial plant
- Can be used in cooking

SOWING & CARE GUIDE

YARROW

Achillea millefolium

Today: Sowing Your Seeds

1. Fill your pot with potting soil (leave 2 cm at the top).
2. Lightly moisten the soil.
3. Sprinkle the seeds evenly on top.
4. Press them gently into the soil — do not fully cover (they need light).
5. Mist lightly with water.

Place the pot in a bright spot.
Germination may take 2–3 weeks.

What Yarrow Needs

- Full sun (at least 6 hours daily)
- Well-draining soil
- Light to moderate watering
- Air circulation

Yarrow prefers slightly drier conditions once established.

After Taking It Home

Light: Keep in a sunny location.
Water: Water when the top layer feels dry. Do not overwater.
Growth: Thin seedlings if they grow too close together.
Outdoors: Can stay outside; tolerates cooler temperatures.

Why Yarrow?

- Attracts bees and butterflies
- Drought-tolerant
- Long flowering season
- Supports urban biodiversity

SOWING & CARE GUIDE

LAVENDER

Lavandula angustifolia

Today: Sowing Your Seeds

1. Fill your pot with well-draining potting soil (leave 2 cm at the top).
2. Lightly moisten the soil.
3. Sprinkle the seeds evenly on the surface.
4. Press them gently into the soil — do not fully cover (they need light).
5. Mist lightly with water.

Place the pot in a warm, bright indoor spot.
Germination may take 2–4 weeks.

What Lavender Needs

- Full sun (at least 6 hours daily)
- Very well-draining soil
- Light watering
- Warmth during early growth

Lavender does not tolerate wet soil.

After Taking It Home

Light: Keep in a sunny location.
Water: Let the top soil dry before watering again. Avoid overwatering.
Growth: Thin seedlings if needed, keeping the strongest plants.
Outdoors: Move outside permanently after the last frost.

Why Lavender?

- Attracts bees and pollinators
- Fragrant flowers and leaves
- Drought-tolerant once established
- Perennial plant

SOWING & CARE GUIDE

Phacelia

Phacelia tanacetifolia

Today: Sowing Your Seeds

1. Fill your pot with potting soil (leave 2 cm at the top).
2. Lightly moisten the soil.
3. Sprinkle the seeds evenly on the surface.
4. Cover with a thin layer of soil (about 0.5–1 cm).
5. Gently water.

Place the pot in a bright spot.
Seeds usually germinate within 1–2 weeks.

What Phacelia Needs

- Full sun to partial sun
- Regular watering (keep soil slightly moist)
- Well-draining soil

Phacelia grows quickly and flowers within a few weeks.

After Taking It Home

Light: Keep in a sunny location.
Water: Keep the soil lightly moist, but not soaked.
Growth: If plants grow too close together, remove the weakest seedlings.
Outdoors: Move outside permanently after the last frost.

Why Phacelia?

- Highly attractive to bees
- Fast-growing
- Produces abundant purple-blue flowers
- Supports urban pollinators

Note: This is an annual plant. It flowers once and then completes its life cycle.

De interventie geconceptualiseerd

Participatieladder

- Natuur-inclusieve variant
- Natuur als actieve stakeholder

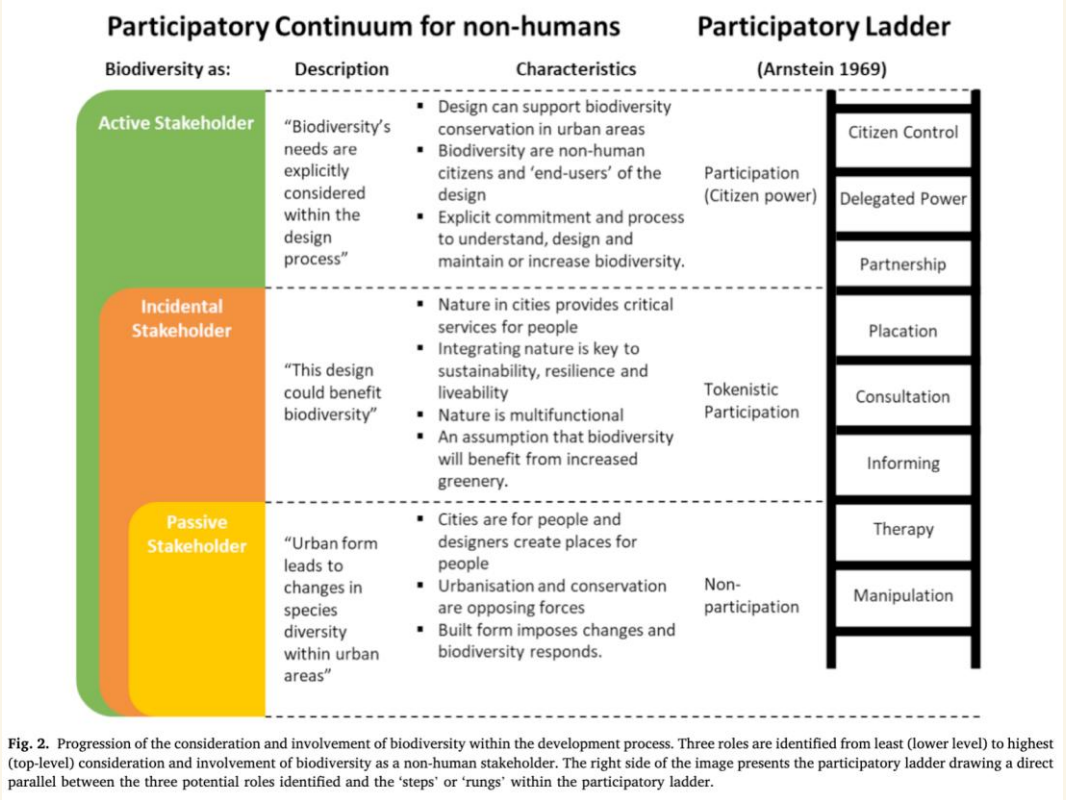

Fig. 2. Progression of the consideration and involvement of biodiversity within the development process. Three roles are identified from least (lower level) to highest (top-level) consideration and involvement of biodiversity as a non-human stakeholder. The right side of the image presents the participatory ladder drawing a direct parallel between the three potential roles identified and the 'steps' or 'rungs' within the participatory ladder.

Hernandez-Santin, C., Amati, M., Bekessy, S., & Desha, C. (2023). Integrating biodiversity as a non-human stakeholder within urban development. Landscape And Urban Planning, 232, 104678. https://doi.org/10.1016/j.landurbplan.2022.104678

Plaats als Concept

- **Sense of place** → Interventie, enquête
- **Place attachment** → eigenaarschap → betrokkenheid

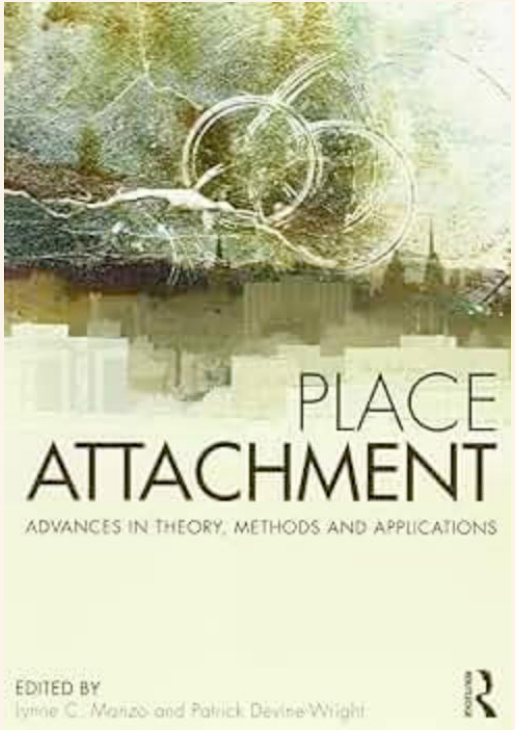



Bush, J., Hernandez-Santin, C., & Hes, D. (2019). Nature in Place: Placemaking in the Biosphere. In Placemaking Fundamentals for the Built Environment (pp. 39–61). https://doi.org/10.1007/978-981-32-9624-4_3









Resultaten

Uit de interventie:

- "…. I thought that there would be more community gardening for students at Anna's Tuin & Ruigte … "

Uit het reflectieformulier

- "I saw myself more as an active participant of the lane and having potential to improve it in some way."
- "I think ownership is the feeling and ability to take action upon something that affects you or affects others. Particularly with the seed bombs I feel more equipped to act upon the lane."

Voor de toekomst

- Overdraagbaarheid in de vorm van een whats-app groep, contacten met AUC versterkt
- De interventie komt voor in de studentenkrant van AUC "*The Herring*"

Conclusie

Hoe kunnen groene groeikristallen bijdragen aan het verbinden van de historische, ecologische en sociale lagen van deze plek?

